Coils - Billets and Slabs handling

The TECNO-LIFT line provides a vast array of solutions dedicated for the handling of compact coils.

TECNO-LIFT always comes in contact with the material surface gently from the top, without compression or deformations.

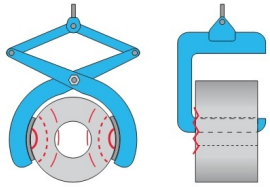

TECNO-LIFT avoids all the problems associated with conventional methods of lifting represented by clamps and C-hooks which require constant pressure on the load.

CH

Modules for handling cold-rolled coils with a horizontal eye. Complete with automatic load-centering system.

CO

Modules for handling open coils, vertical eye (annealing process).

BL

Permanent-electro magnetic modules for handling layers of billets up to 600° C - in the core. **Versions:BL / S** single module for billets up to 6.000 mm length **BL /D** double modules for billets up to 12.600 mm length

G.C.C Authorised Sales & Service

STADLERS CORP FZE

STADLERS CORP FZE, P.O. Box. 231229, Dubai - UAE. Tel: +971 4 5656405
Email: info@stadlerscorp.com, Web: www.stadlerscorp.com

Sheet handling

Telescopic beams

Plates, especially large ones, are particularly difficult load to handle. When attempting to move with traditional methods (hooks, chains, cables) the plates have a tendency to flex and deform, making the grip on the load unstable and dangerous.
The TM series beams pick up the load uniformly from above, without deformations or damage to the load. Specific selection of the thickness is possible even via radio control to pick up via radiocontrol to pick up single plate.

TM 4 Series

For single plate handling up to 12m.Version with 4 cross beams with 2 modules each

The Telescopic Movement

The ability to lengthen or shorten the center distance between cross beams and select the modules to magnetize, make the TM beams extremely flexible to use. The telescopic movement is actuated by a dedicated hydraulic pump; the movement of the telescopic arms allows the handling of a complete range of big plates.

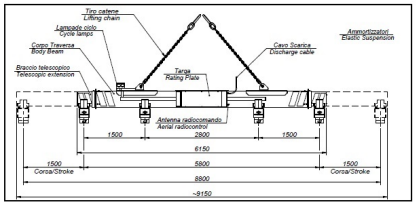

Load Characteristics

Model	Thickness (mm)		Width (mm)		Length (mm)		Rated capacity (kg)
TM 4 /X	min.	Max.	min.	Max.	min.	Max.	Max.
TM 4/100 X	5	120	500	3500	3.000	12.000	10.000
TM 4/130 X	5	120	500	4000	3.000	12.000	13.000
TM 4/160 X	5	120	500	4000	3.000	12.000	16.000
TM 4/200 X	5	120	500	4000	3.000	12.000	20.000

Dimensions (mm) and Weights

Model	A	C	B	Weight (kg)
TM4 100-130 X	830	370	1620	2.500
TM4 160-200 X	665	535	1780	2.800

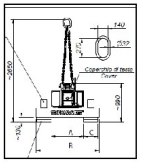

TB Tilting beams

For handling single plates up to 18m. long in vertical or horizontal position. The fix beam with the simple and efective tilting system of the magnetic modules is the perfect solution for operations where vertical axis plates need to be placed in a horizontal axis or vice versa (typically from storage to a cutting table, laser, plasma, etc...) Supplied with a special radio remote control "belt use" RC/B

Model	Thickness (mm)		Width (mm)		Length (mm)		Rated capacity (kg)
TB	min.	Max.	min.	Max.	min.	Max.	Max.
TB 4/35	4	50	1200	3.500	2.000	6.000	3.500
TB 6/35	4	50	1200	3.500	2.000	12.000	3.500
TB 2/60	8	80	1200	3.500	3.300	6.000	6.000
TB 4/90	8	80	1200	3.500	3.000	12.000	9.000
TB 4/120	8	80	1200	3.500	3.000	12.000	12.000
TB 6/180	8	80	1200	3.500	3.300	18.000	18.000

RC /N

Remote Control

Enables the operation of the system (pickup/ full mag/ safe / open / close) from outside the working area and away from the load.
The new model is ergonomic, with emergency stop button and A stment knob.
Supplied with frequency regulator, two re- chargeable batteries and charger (110V or 220V) for the transmitter

Sheet handling

BF 2
Fixed Beam

For plates handling with a maximum length of 6 m.
2 cross beams with 2 magnetic modules each

They have the same characteristics as the TM series, but the 2 cross-beams are at fixed distance.
This system is used when the plates come in constant sizes and do not require the telescopic device.

Model	Thickness (mm)		Width (mm)		Length (mm)		Rated capacity (kg)
BF 2 /X	min.	Max.	min.	Max.	min.	Max.	Max.
BF 2/50 X	5	120	500	3.000	3.000	6.000	5.000
BF 2/65 X	5	120	500	4.000	3.000	6.000	6.500
BF 2/80 X	5	120	500	4.000	3.000	6.000	8.000
TB 2/100 X	8	120	500	4.000	3.000	6.000	10.000

Model	Thickness (mm)	Width (mm)		Length (mm)		Rated capacity (kg)
BFS	min.	min.	Max.	min.	Max.	Max.
BFS 04/015	5	150	1.000	2.500	6.000	1.500
BFS 05/025	5	150	1.000	5.000	12.000	2.500
BFS 06/030	5	150	1.000	2.500	12.000	3.000
BFS 08/050	5	150	1.000	2.500	16.000	5.000
BFS 10/050	5	150	1.000	2.000	20.000	5.000
BFS 06/075	8	200	1.500	2.500	12.000	7.500

Model	Thickness (mm)		Width (mm)		Length (mm)		Rated capacity (kg)
BF /TG	min.	Max.	min.	Max.	min.	Max.	Max.
BFTG 06/010	1.5	25	300	2.500	2.000	3.000	1.000
BFTG 12/022	1.5	25	300	2.500	1.000	6.000	2.200
BFTG 16/030	1.5	25	300	2.500	1.500	12.000	3.000

BF /TG version available for loads with thicknesses from 1,5 mm

TP

For handling beams and profiles.
Modular systems combining the benefits of safe lifting, compactness and convenience. Their specific and unique pole design permits the rotation of the load on the ground for the inspection or for the storage in the correct position between the racks.

Model	HEA - HEB - IPE - IPN (mm)		Length (mm)		Rated lift capacity (kg)
TP	min.	Max.	min.	Max.	Max.
TP 2/200	80	600	6.000	12.000	2.000
TP 3/200	80	600	1.000	12.000	2.000
TP 4/400	80	600	6.000	18.000	4.000
TP 5/400	80	600	1.000	18.000	4.000

Block handling

SML
single modules

For handling single plates or semi finished blocks.

SML permanent electro-magnetic modules are the ideal answer for handling blocks with limited air gap.

- Excellent ratio between weight of the lifter and its capacity.
- Multipole circuit to uniformly spread the force across the working area.

Model	Thickness min.	Width (mm)		Length (mm)		Rated capacity (kg)
SML /X	mm	min.	Max.	min.	Max.	Max.
SML 60 X	5	800	3000	800	3.500	6.000
	8	800	3000	800	5.000	
	20	800	3000	800	6.000	
SML 90 X	5	1000	3000	1.000	3.500	9.000
	8	1000	3000	1.000	5.000	
	20	1000	3000	1.000	6.000	

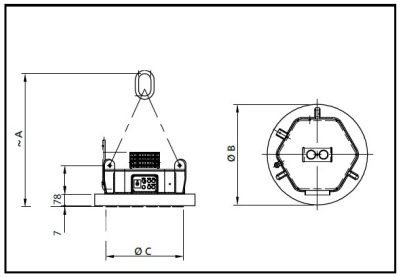

RD

Modules for lifting rounds.For the movement of round loads only.The modules "V" groove design adapts to the morphology of the load allowing the centering of the module on the load during clamping phase.

Load Characteristics

Model	Diameter (mm)		Length (mm)		Rated lift capacity (kg)
RD	min.	Max.	min.	Max.	Max.
RD 20	150	600	900	6.000	2.000
RD 35	200	700	1.000	6.000	3.500
RD 50	250	800	1.100	6.000	5.000
RD 75	250	900	1.300	6.000	7.500
RD 100	300	1.000	1.400	6.000	10.000
RD 150	300	1.000	2.000	8.000	15.000
RD 200	400	1.200	2.500	10.000	20.000